

DO'S AND DON'TS FOR HAND CART SERVICE

DO:

- Place the cart according to the illustrations in this brochure.
- Have your cart curbside by 7 am on collection day
- Pull the cart - its easier than pushing
- Keep the lid closed
- Bag all trash and place inside the cart; bagged or unbagged trash left beside the cart will NOT be collected.
- Cut and bundle, or bag garden debris and place in cart

DON'T:

- Overfill the cart (keep lid closed)
- Pack trash too tightly
- Paint or write on cart
- Remove cart from your residence

ITEMS NOT ALLOWED IN OR NEAR CARTS

- Sod, dirt or concrete
- Ashes of any description
- Construction or demolition materials including boards, roofing materials, carpets, etc.
- Automotive parts, oil filters, oil, etc.
- Tree clippings over 2 feet in length
- Liquids of any kind
- Animal or animal parts



Achieving balance in a complex world

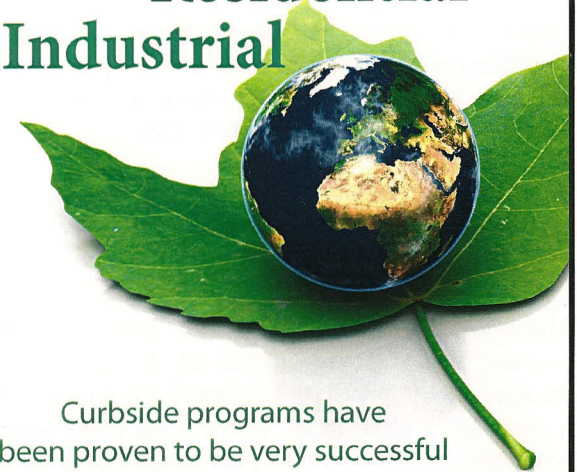


Greenland Waste Disposal Ltd.

3990 5th Avenue East
Prince Albert, SK

Telephone: (306) 763-3133
Fax: (306) 763-3107
Email: info@greenlandwaste.ca
www.greenlandwaste.ca

Commercial Residential Industrial



Curbside programs have been proven to be very successful in city and rural communities.

The convenience and flexibility of this system has created a more cleaner and attractive environment.

THE CART SYSTEM

has proven to be durable and easy to use. It holds three times as much as a normal trash can. The cart's large wheels make it easy for people of all ages to manoeuvre and it completely eliminates the lifting of heavy cans.

Achieving balance in a complex world



WASTE COLLECTION

Quick and easy to remember instructions regarding the automated refuse collection system.

This system uses the latest collection equipment available and provides maximum efficiency at minimum expense. We want to do the best possible job for you and would appreciate your cooperation.

In this pamphlet there is a drawing illustrating the locations for your container on collection day.

ALWAYS HAVE THE WHEELS OF THE CONTAINER FACING TOWARD THE CURB OR EDGE OF ROAD AS ILLUSTRATED IN THE DRAWING #1. When there is a snow bank built up along the curb, make sure the container is out further than the snow bank as illustrated in drawing #2. We ask that you refrain from parking on the street on collection day, however, if there are vehicles on the street, please place the container in the location illustrated in drawing #3 and #4.

If your house is on a street or avenue without a curb, please place the container on the road making sure the pickup truck can reach the container.

The container must be placed on the street or avenue that corresponds with your address. Example: 219-2nd Ave West. This corner house would place the container on the Avenue.

For your child's safety, do not allow them to play near the collection containers or vehicles.

Containers placed after 7 am will be collected the following week.

Following these instructions will assist us in making your community one of the cleanest in Saskatchewan.

If you require more information,
please call 1 (306) 763-3133 between 8 am & 5 pm,
Monday through Friday.

ILLUSTRATIONS

ILLUSTRATION #1




ILLUSTRATION #2




ILLUSTRATION #3

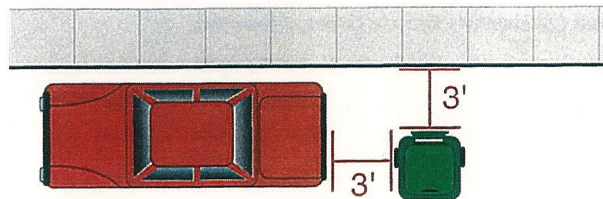
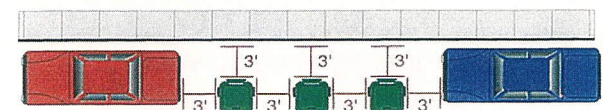


ILLUSTRATION #4



GENERAL GUIDELINES ON...

HOW TO USE YOUR CONTAINER:

1. Use your cart from now on to dispose of your bagged trash
2. Wheel out your cart with its lid closed. You must be able to close the lid without packing garbage in the cart too tightly, otherwise the excess weight will make emptying of the cart more difficult.
3. Place the cart roadside by 7:00 am on collection day, wheels facing towards the curb (illustration #1)
4. Return the emptied cart to your property before the end of the day.
5. Do not remove the cart from its assigned address.
6. Inform the town, village office or Greenland Waste Disposal of any damage, vandalism or theft of the cart. It is important to note the serial number stamped on the cart placed at your residence.

Thank you for your
cooperation in making this
new, cleaner and more
efficient system of waste
collection work for you.

